



REGISTERING AS A SUPPLIER



**The Commonwealth of Pennsylvania
Department of General Services
Bureau of Procurement**

www.dgs.pa.gov

BEFORE YOU BEGIN **THE REGISTRATION PROCESS**

- **PA Supplier Portal is only compatible with Microsoft Internet Explorer versions 8, 9, 10, and 11.** Please be aware other browsers including Mozilla Firefox, Google Chrome, Torch, and Safari are **NOT** 100% compatible. If you are unaware of what version of Internet Explorer you have, please press the "F1" key for help.

- **Please have the following company info ready before beginning the registration process:**
 - Your **Employer Identification Number (EIN) OR Social Security Number (SSN)**
 - Your company's **current bank data**
 - The **complete legal name** of your business

How to Register as a Procurement Supplier

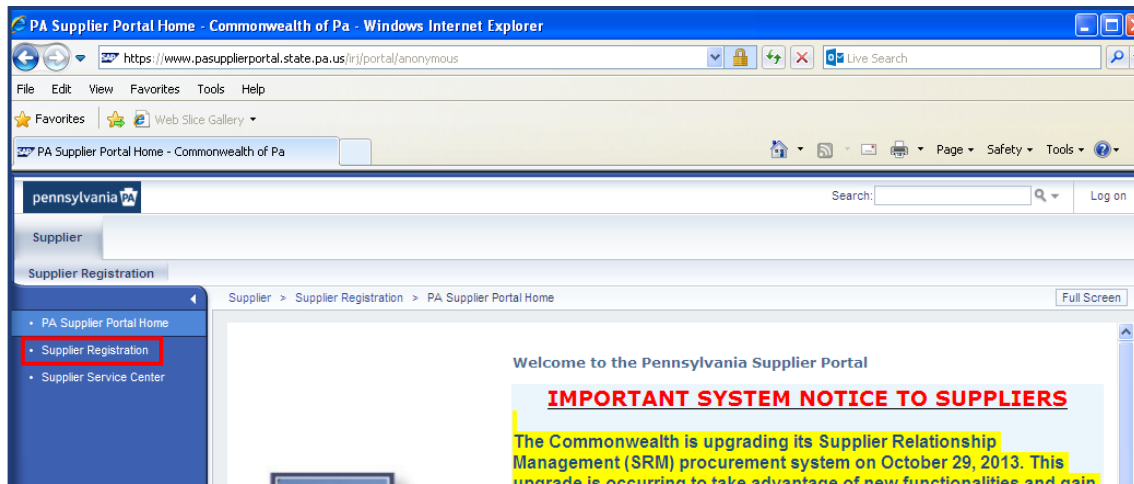
[Registering as a Procurement Supplier](#) | [Step 1 – Vendor Identification](#) |

[Step 2 – Vendor Details](#) | [Step 3 – Submit Registration Form](#) | [Step 4 – Create User ID](#)

Registering as a Procurement Supplier

Go to the [PA Supplier Portal](#) to complete the four-step supplier registration process.

1. Open your web browser and enter www.pasupplierportal.state.pa.us.
2. Select the **Supplier Registration** link to begin.



The vendor registration wizard displays. It will assist you with the completion of your registration. Help is available on each page within the *Instructions* area of the wizard.

Vendor Registration, Commonwealth of Pennsylvania.

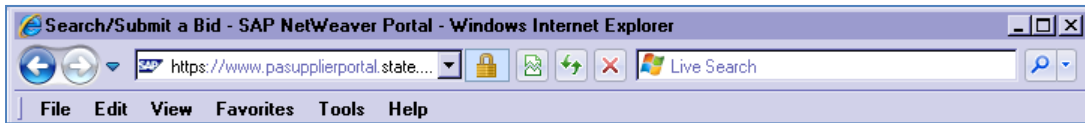
1 2 3 4
Vendor Identification Vendor Details Submit Registration Form Create User ID

Instructions
Welcome! Thank you for taking the time to register as a Procurement Vendor with the Commonwealth of Pennsylvania. To begin the process, enter your Employer Identification Number (EIN) or your Social Security Number (SSN), then select the **Next** button.

Vendor Identification
Employer Identification Number:
OR
Social Security Number:
Next



Caution – do not use Internet Explorer’s navigation controls:




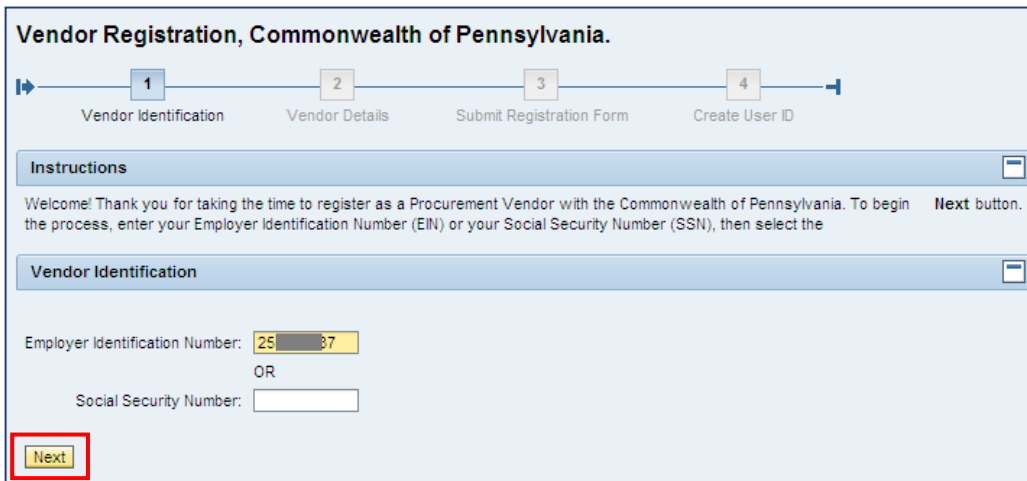
Getting Help:

If you experience any difficulty during the Supplier Registration process, please contact our Supplier Service Center at (877) 435-7363 and choose option 1, or email: ra-pscsrmportal@pa.gov.

Step 1 – Vendor Identification

1. Enter the Employer Identification Number (EIN) or Social Security Number (SSN) for your business.

	Enter either the EIN or SSN – do not make an entry in both fields. Use whole numbers and do not include any special characters in your entry. .
-----------------------------------------------------------------------------------	-------------------------------------------------------------------------------------------------------------------------------------------------------------------------



Vendor Registration, Commonwealth of Pennsylvania.

1 Vendor Identification 2 Vendor Details 3 Submit Registration Form 4 Create User ID

Instructions

Welcome! Thank you for taking the time to register as a Procurement Vendor with the Commonwealth of Pennsylvania. To begin the process, enter your Employer Identification Number (EIN) or your Social Security Number (SSN), then select the **Next** button.

Vendor Identification

Employer Identification Number: 25 87

OR

Social Security Number:

Next

2. Select the **Next** button.

Upon entry of an unregistered EIN or SSN, you will proceed to Step 2 where you will provide details about your company.

	<p>If you are already a registered vendor, you will be asked to enter your assigned Vendor Number in order to access your company's profile.</p> <ul style="list-style-type: none">– If you do not know your Vendor Number, please contact our Supplier Service Center at (877) 435-7363 and choose option 1 or email: ra-pcsrportal@pa.gov.
-------------------------------------------------------------------------------------	------------------------------------------------------------------------------------------------------------------------------------------------------------------------------------------------------------------------------------------------------------------------------------------------------------------------------------------------------------------------------------------------------



Welcome! Thank you for taking the time to register as a Procurement Vendor with the Commonwealth of Pennsylvania. To begin the process, enter your Employer Identification Number (EIN) or your Social Security Number (SSN),

Vendor Identification

Employer Identification Number: 25 87

OR

Social Security Number:

Vendor exists in the system. Please enter Vendor number

Vendor Number:

Next

Step 2 – Vendor Details

1. Enter the Employer Identification Number (EIN) or Social Security Number (SSN) for your business.

Vendor Registration, Commonwealth of Pennsylvania.

1 Vendor Identification 2 Vendor Details 3 Submit Registration Form 4 Create User ID

Instructions

Complete the registration form below and select the **Next** button.
Important: Fields with a * indicate that an entry is required.

Vendor Identification

Employer Identification Number (EIN): Social Security Number (SSN):

Address Data

Disregarded Entity: Yes No

Legal Name: *

Name of the Company (if different than Legal Name):

Name of Person Creating Registration: * *This text will appear on the W-9 Form*

Business Type: *

E-Mail Address: *

Telephone: * Extension:

Fax: Extension:

Street Number and Name: *If PO Box is used then Street Number and Name cannot be used*



Required fields are noted with a red asterisk (*) and include:

- Legal Name
- Name of Person Creating the Registration
- Type of Business (Individual / Sole Proprietor, C or S Corporation, Partnership, Limited Liability Company C or S Corp, Limited Liability Company Partnership, Joint Venture, Government, Trust / Estate Tax Exempt, Foreign, Other Tax Exempt)
- E-Mail Address
- Telephone Number
- Street Number and Name (or PO Box)
- City, State, and Zip Code
- County
- Country

For demonstration purposes, an example of a completed form is shown below.

Address Data

Disregarded Entity: Yes No

Legal Name: * Kilian Commercial Floors Inc

Name of the Company (if different than Legal Name):

Name of Person Creating Registration: * Angela Eshleman This text will appear on the W-9 Form

Business Type: * Individual/Sole proprietor

E-Mail Address: * AESHLEMAN@PA.GOV

Telephone: * 717-234-1212 Extension:

Fax: 717-234-1213 Extension:

Street Number and Name: 555 Walnut Street If PO Box is used then Street Number and Name cannot be used

Street 2 (apt. or suite no., room no., floor no. etc.): 7th Floor

City: * Harrisburg County: * DAUPHIN

State: * Pennsylvania Zip: * 17101

Country: * USA

PO BOX:

PO Box Country: USA If Street Number and Name are used then PO Box cannot be used

The lower portion of the form contains areas to select your product category for delivery, and to confirm the Data Privacy Statement.

3. Select the checkbox next to the type(s) of product categories your company can deliver.
4. Carefully read the *Data Privacy Statement*; select the checkbox if you accept the terms.
5. Select the **Next** button to continue.

State: Pennsylvania Zip: 17101

Country: * USA

PO BOX:

PO Box Country: USA If Street Number and Name are used then PO Box cannot be used

Which Product Categories can you Deliver?

At least one product category must be selected

Select the language in which you want to send the questionnaires: * English

BUILDING & CONSTRUCT MATERIALS/SERVICES

Data Privacy Statement

Data Privacy Statement Terms must be accepted before being able to move to the next page

DISCLAIMER: Registering as a Commonwealth SRM vendor does not guarantee that your business will be awarded any contract or purchase order to provide supplies to or perform services for the Commonwealth of Pennsylvania. Further, registering does not guarantee that your business or organization will receive any financial assistance including state or federal grant monies from the Commonwealth of Pennsylvania. Registering as a Commonwealth SRM vendor should not be construed as applying for any necessary license to deliver supplies or perform services in a regulated industry in Pennsylvania. Your business would need to seek such a license from the appropriate Commonwealth Agency.

DATA PRIVACY: Information provided through the PA Vendor Portal will be used in the purchasing and accounting activities of the Commonwealth and will not be limited in its use to one Commonwealth agency. Information is retained in accordance with existing Commonwealth policy and laws, including the Pennsylvania Right to Know Law, 65 P.S. Section 66.1 et seq.

CERTIFICATION: By submitting information through the PA Vendor Portal, you certify that: (i) you are authorized to submit the information for, or on behalf of, the person or entity identified; and, (ii) all of the information submitted is true and correct to the best of your knowledge, information, and belief. Any false statements made by you on or in the PA Vendor Portal are subject to the penalties of 18 Pa.C.S. § 4904 (relating to unsworn falsification to authorities).

Yes, I have read the data privacy statement and accept the terms.

Back Next



The supplier registration system contains a United States Postal Service (USPS) address validation. This is our preferred option which verifies:

- The existence of the address
- The +4 in the zip code

If applicable, select the appropriate button when presented with the *Address Validation* prompt.

Address Validation

Please review Address validation results

Address	Original Address	USPS Validated Address
Apt./Suite	7TH FLOOR	FL 7
Street/PO Box	555 WALNUT STREET	555 WALNUT ST
City	HARRISBURG	HARRISBURG
State	PA	PA
Zip5	17101	17101
Zip4		1947

Step 3 – Submit Registration Form

The completed W-9 Form is displayed for Verification and Electronic Signature. It contains the information entered during Steps 1 and 2.

1. Carefully review the information on the W-9 Form.
2. If the information is not correct, select the **Back** button and revise the information.

Vendor Registration, Commonwealth of Pennsylvania

1 Vendor Identification 2 Vendor Details 3 **Submit Registration Form** 4 Create User ID

Instructions
Carefully review the information on the W9 Form. If the information is correct, select the **checkbox** below to confirm your electronic signature on the W-9 form. Then select the **Submit W9 and Create**
If the information is not correct, select the **Back** button and revise the information.

Submit Registration form

By checking this box, I am digitally signing this document. I agree to the terms stated in this document and further certify that checking this box counts as an electronic signature.

Submit W9 and Create User ID **Back**

1 / 4 99.8% Sign Find

W-9
Form (Rev. December 2011)
Department of the Treasury
Internal Revenue Service

Request for Taxpayer Identification Number and Certification

Give Form to the requester. Do not send to the IRS.

Name (as shown on your income tax return)
Ki...n Commercial Floors Inc

Business name/disregarded entity name, if different from above

Check appropriate box for federal tax classification:

3. If the information is correct, select the checkbox to confirm your electronic signature.

Submit Registration form

By checking this box, I am digitally signing this document. I agree to the terms stated in this document and further certify that checking this box counts as an electronic signature.

Submit W9 and Create User ID Back

1 / 4 88% Sign Find

W-9
Form (Rev. December 2011)
Department of the Treasury
Internal Revenue Service

Request for Taxpayer Identification Number and Certification


Give Form to the requester. Do not send to the IRS.

Name (as shown on your income tax return)
Ki...n Commercial Floors Inc

Business name/disregarded entity name, if different from above

Check appropriate box for federal tax classification:
 Individual/sole proprietor C Corporation S Corporation Partnership Trust/estate

4. Select the **Submit W-9 and Create User ID** button. (Please do NOT select the button multiple times.)

 The supplier registration system contains a validation with the IRS which verifies the EIN/SSN and supplier name.


- When the match is verified you will move to Step 4

Please allow adequate time for the system to establish a vendor number for your business.

Step 4 – Create User ID

Upon advancement to Step 4, you will receive the unique vendor number established for your business. Retain the vendor number for your records.

1. Complete the form to create your company's login credentials.
2. Select the **Create User ID** button.

	<p>Passwords require a minimum of 7 characters; containing 1 special character (i.e., @ or #), 1 uppercase letter, 1 lowercase letter, and 1 number.</p>
-----------------------------------------------------------------------------------	----------------------------------------------------------------------------------------------------------------------------------------------------------

Create User ID

User Name: *

Password: *

Confirm Password: *

Title: *

First Name: *

Last Name: *

Email: *

Phone: *

For demonstration purposes, an example of a completed form is shown below.

Create User ID

User Name: *

Password: *

Confirm Password: *

Title: *

First Name: *

Last Name: *

Email: *

Phone: *

A message is displayed confirming the registration and creation of a User ID. For demonstration purposes, an example is shown below.

Congratulations! "K[REDACTED]an Commercial Floors Inc" has successfully registered as a Procurement Vendor with the Commonwealth of Pennsylvania. Your vendor number is 00003[REDACTED]61 and User ID is K[REDACTED]AN. You should receive a confirmation email within the next half hour. Please do not attempt to log into the PA Supplier Portal until you have received the confirmation email. If you do not receive the confirmation email within 8 hours, please contact the Commonwealth of PA by phone at 877-435-7363, select Option 1 or email at: email: ra-pscsrportal@pa.gov.

Now that you are registered with the PA Supplier Portal, you will receive a confirmation via e-mail. After receiving this e-mail, please return to <http://www.pasupplierportal.state.pa.us> to complete the following:

- **Enter Bank Data**

This section can be found under the "Manage Company Data" tab on the left navigation pane, and will enable your company to receive payments via ACH. *If your address for payments is different than the default address registered, add your remittance address under "Maintain Addresses".*

- **Register for E-Alerts**

This valuable feature will enable you to subscribe to all upcoming solicitations applicable to your company. For more information on E-Alerts or to register online, please visit http://www.itqrp.state.pa.us/EAlerts_V2/Login.aspx.

For more information about **Registering
as a Supplier**, please contact:

Customer Support Center
(877) 435-7363, Option #1

Department of General Services
Bureau of Procurement
555 Walnut Street, 6th Floor
Harrisburg, PA 17101

www.dgs.pa.gov

Jenny Doherty
Chief Procurement Officer

Ken Hess
Deputy Secretary, Procurement

Curt Topper
Secretary, Department of General Services

Tom Wolf
Governor

REVISED MAY 2015